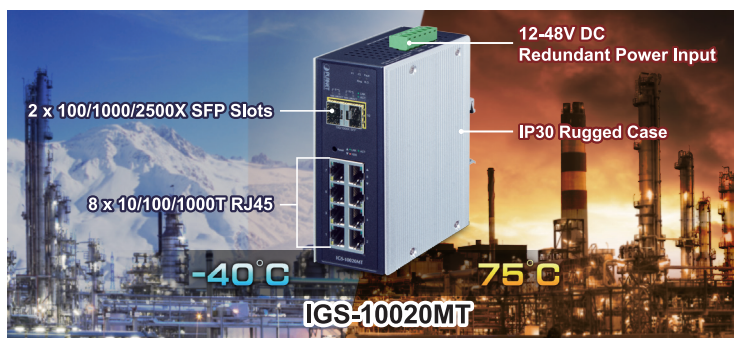


Industrial 8-port 10/100/1000T + 2-port 1G/2.5G SFP Managed Gigabit Switch



PLANET IGS-10020MT is a **fully-managed Gigabit fiber switch** usually designed for the industrial network. It features 8 10/100/1000BASE-T copper ports, 2 100/1000/2500BASE-X SFP ports and redundant power system in an IP30 rugged but compact-sized case that can be installed in any difficult environment without space limitation. Within such favorable enclosure, it provides user-friendly yet advanced IPv6/IPv4 management interfaces, abundant L2/L4 switching functions and Layer 3 static routing capability. The IGS-10020MT can operate stably under the temperature range from -40 to 75 degrees C and allows either DIN-rail or wall mounting for efficient use of cabinet space. With 2 100/1000/2500BASE-X SFP fiber slots, it can be flexibly applied to extend the connection distance.



Cybersecurity Network Solution to Minimize Security Risks

The cybersecurity feature that virtually needs no effort and cost to have includes the protection of the switch management and the enhanced security of the mission-critical network. Both SSH and TLS protocols are utilized to provide strong protection against advanced threats. It includes a range of cybersecurity features such as **DHCP Snooping**, **IP Source Guard**, **ARP Inspection Protection**, **802.1x port-based** and **MAC-based** network access control, RADIUS and TACACS+ user accounts management, **SNMPv3** authentication, and so on to complement it as an all-security solution. The network administrator can now construct highly-secure corporate networks with considerably less time and effort than before.

Physical Port

- 8 10/100/1000BASE-T Gigabit Ethernet RJ45 ports
- 2 **100/1000/2500BASE-X** mini-GBIC/SFP slots for SFP type auto detection

Industrial Case and Installation

- IP30 aluminum case protection
- DIN-rail or wall-mount design
- Redundant power design
 - 12 to 48V DC, redundant power with polarity reverse protect function
 - AC 24V power adapter acceptable
- Supports 6000 VDC Ethernet ESD protection
- -40 to 75 degrees C operating temperature

Industrial Protocol

- Modbus TCP for real-time monitoring in SCADA system
- IEEE 1588v2 PTP (Precision Time Protocol) transparent clock

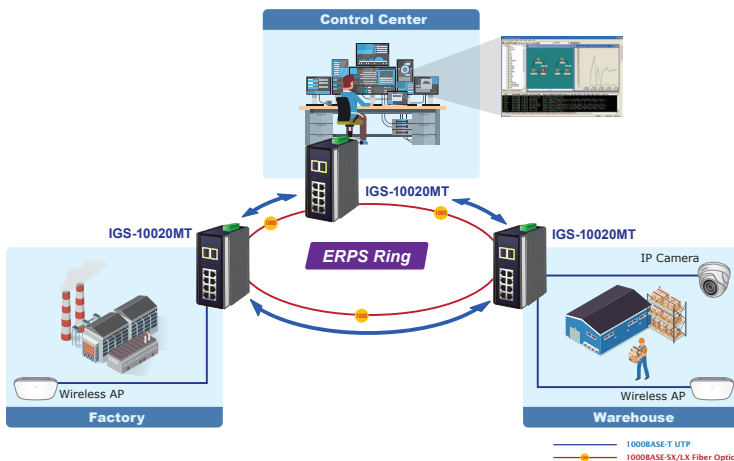
Layer 2 Features

- High performance of Store-and-Forward architecture and runt/CRC filtering eliminates erroneous packets to optimize the network bandwidth
- Storm Control support
 - Broadcast, Multicast and Unknown Unicast
- Supports **VLAN**
 - IEEE 802.1Q tagged VLAN
 - Up to 4K VLANs groups, out of 4095 VLAN IDs
 - Provider Bridging (VLAN Q-in-Q) support (IEEE 802.1ad)
 - Private VLAN Edge (PVE)
 - Protocol-based VLAN
 - MAC-based VLAN
 - Voice VLAN
 - GVRP (GARP VLAN Registration Protocol)
- Supports **Spanning Tree Protocol**
 - IEEE 802.1D Spanning Tree Protocol (STP)
 - IEEE 802.1w Rapid Spanning Tree Protocol (RSTP)
 - IEEE 802.1s Multiple Spanning Tree Protocol (MSTP), spanning tree by VLAN
 - BPDU Guard
- Supports **Link Aggregation**



Redundant Ring, Fast Recovery for Surveillance System

The IGS-10020MT supports redundant ring technology and features strong rapid self-recovery capability to prevent interruptions and external intrusions. It incorporates advanced **ITU-T G.8032 ERPS (Ethernet Ring Protection Switching)** technology, Spanning Tree Protocol (802.1s MSTP), and **redundant power** input system into customer's industrial automation network to enhance system reliability and uptime in harsh factory environments. In certain simple Ring network, the recovery time of data link can be as fast as 10ms.



SMTP/SNMP Trap Event Alert

The IGS-10020MT provides event alert function to help to diagnose the abnormal device owing to whether or not there is a break of the network connection, or the rebooting response.

Layer 3 IPv4 and IPv6 Software VLAN Routing for Secure and Flexible Management

To help customers stay on top of their businesses, the IGS-10020MT not only provides high transmission performance and excellent Layer 2 technologies, but also IPv4/IPv6 software VLAN routing feature which allows to cross over different VLANs and different IP addresses for the purpose of having a highly-secure, flexible management and simpler networking application.

- 802.3ad Link Aggregation Control Protocol (LACP)
- Cisco ether-channel (static trunk)
- Maximum 5 trunk groups, up to 10 ports per trunk group
- Up to 20Gbps bandwidth (duplex mode)
- Provides port mirror (many-to-1)
- Port mirroring to monitor the incoming or outgoing traffic on a particular port
- Loop protection to avoid broadcast loops
- Supports ERPS (Ethernet Ring Protection Switching)
- Compatible with Cisco **Uni-directional link detection (UDLD)** that monitors a link between two switches and blocks the ports on both ends of the link if the link fails at any point between the two devices
- Link Layer Discovery Protocol (LLDP)

Layer 3 IP Routing Features

- Supports maximum 32 static routes and route summarization

Quality of Service

- Ingress Shaper and Egress Rate Limit per port bandwidth control
- 8 priority queues on all switch ports
- Traffic classification
 - IEEE 802.1p CoS
 - IP TOS / DSCP / IP Precedence
 - IP TCP/UDP port number
 - Typical network application
- Strict priority and Weighted Round Robin (WRR) CoS policies
- Supports QoS and In/Out bandwidth control on each port
- Traffic-policing on the switch port
- DSCP remarking

Multicast

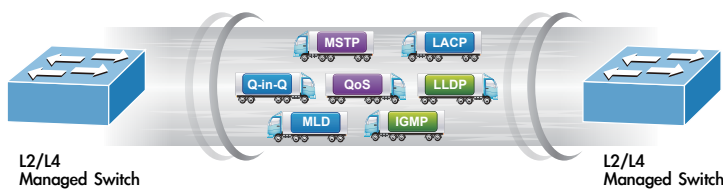
- Supports IPv4 IGMP Snooping v1, v2 and v3
- Supports IPv6 MLD Snooping v1 and v2
- Querier mode support
- IPv4 IGMP Snooping port filtering
- IPv6 MLD Snooping port filtering
- MVR (Multicast VLAN Registration)

Security

- Authentication
 - IEEE 802.1x Port-based/MAC-based network access authentication
 - Built-in RADIUS client to cooperate with the RADIUS servers

Robust Layer 2 Features

The IGS-10020MT can be programmed for advanced switch management functions such as dynamic port link aggregation, Q-in-Q VLAN, private VLAN, Rapid Spanning Tree Protocol, Layer 2 to Layer 4 QoS, bandwidth control and IGMP snooping. The IGS-10020MT provides 802.1Q tagged VLAN, and the VLAN groups allowed will be maximally up to 255. Via aggregation of supporting ports, the IGS-10020MT allows the operation of a high-speed trunk combining multiple ports. It enables a maximum of up to 10 trunk groups with 8 ports per trunk group, and supports fail-over as well.



Efficient Management

For efficient management, the IGS-10020MT is equipped with console, Web and SNMP management interfaces. With the built-in Web-based management interface, the IGS-10020MT offers an easy-to-use, platform-independent management and configuration facility. For text-based management, the IGS-10020MT can be accessed via Telnet and the console port. Moreover, it also offers secure remote management via any standard-based management software by supporting SNMPv3 connection which encrypts the packet content at each session.



Powerful Security from Layer 2 to Layer 4

The IGS-10020MT offers comprehensive Layer 2 to Layer 4 Access Control List (ACL) for enforcing security to the edge. It can be used to restrict network access by denying packets based on source and destination IP address, TCP/UDP ports or defined typical network applications. With the private VLAN function, communication between edge ports can be prevented to ensure user privacy.

Flexibility and Extension Solution

The additional two mini-GBIC slots built in the IGS-10020MT support triple-speed 100/1000/2500BASE-X SFP (small form-factor pluggable) fiber-optic modules, meaning the administrator now can flexibly choose the suitable SFP transceiver according to not only the transmission distance but also the transmission speed required. The distance can be extended from 550 meters (multi-mode fiber) to 10/40/80/120 kilometers (single-mode fiber or WDM fiber). They are well suited for applications within the enterprise data centers and distributions.

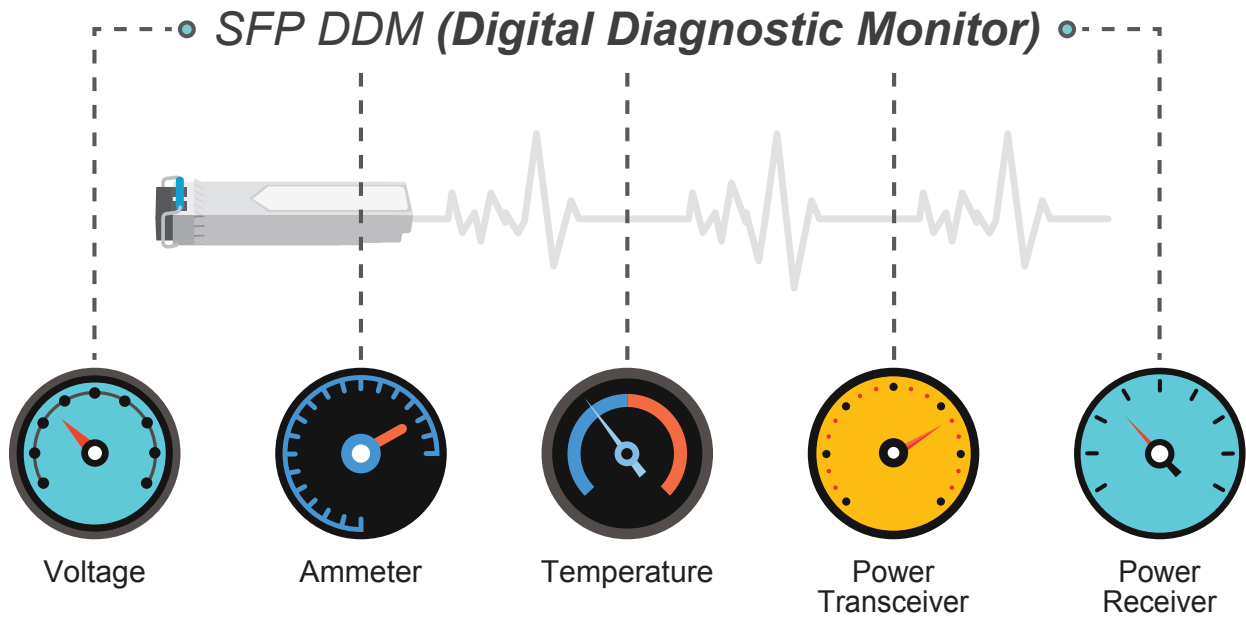
- TACACS+ login users access authentication
- RADIUS/TACACS+ users access authentication
- Access Control List
 - IP-based Access Control List (ACL)
 - MAC-based Access Control List
- Source MAC/IP address binding
- DHCP snooping to filter distrusted DHCP messages
- Dynamic ARP Inspection discards ARP packets with invalid MAC address to IP address binding
- IP Source Guard prevents IP spoofing attacks
- IP address access management to prevent unauthorized intruder

Management

- IPv4 and IPv6 dual stack management
- Switch Management Interfaces
 - Telnet Command Line Interface
 - Web switch management
 - SNMP v1 and v2c switch management
 - SSH/TLS and SNMP v3 secure access
- SNMP Management
 - Four RMON groups (history, statistics, alarms, and events)
 - SNMP trap for interface Link Up and Link Down notification
- IPv6 IP address/NTP/DNS management
- Built-in Trivial File Transfer Protocol (TFTP) client
- BOOTP and DHCP for IP address assignment
 - System Maintenance
 - Firmware upload/download via HTTP/TFTP
 - Reset button for system reboot or reset to factory default
 - Dual Images
- DHCP Relay and DHCP Option 82
- DHCP Server
- User Privilege levels control
- Network Time Protocol (NTP)
- SFP-DDM (Digital Diagnostic Monitor)
- Network Diagnostic
 - ICMPv6/ICMPv4 Remote Ping
 - Cable diagnostic technology provides the mechanism to detect and report potential cabling issues
- PLANET Smart Discovery Utility for deployment management

Intelligent SFP Diagnosis Mechanism

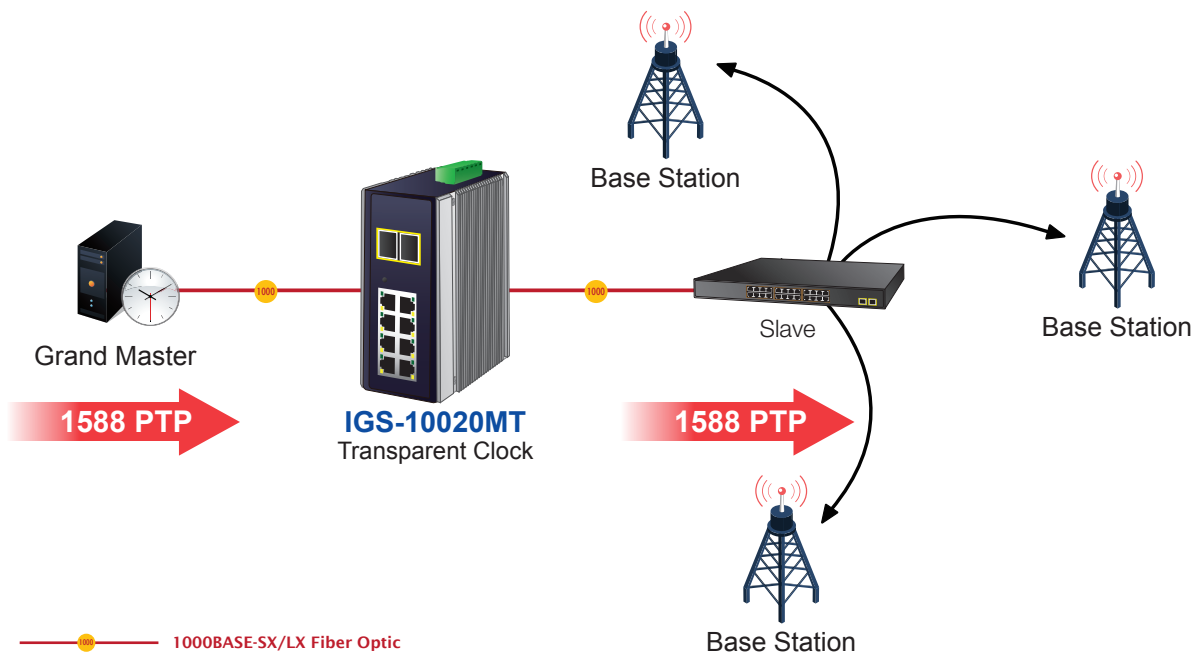
The IGS-10020MT supports SFP-DDM (Digital Diagnostic Monitor) function that greatly helps network administrator to easily monitor real-time parameters of the SFP, such as optical output power, optical input power, temperature, laser bias current, and transceiver supply voltage.



1588 Time Protocol for Industrial Computing Networks

The IGS-10020MT is ideal for telecom and Carrier Ethernet applications, supporting MEF service delivery and timing over packet solutions for IEEE 1588 and synchronous Ethernet.

Time Synchronization in Network



Modbus TCP Provides Flexible Network Connectivity for Factory Automation

With the supported Modbus TCP/IP protocol, the IGS10020MT can easily integrate with **SCADA** systems, **HMI** systems and other data acquisition systems in factory floors. It enables administrators to remotely monitor the statuses of **the industrial Ethernet switch, ports and communication**, thus easily achieving enhanced monitoring and maintenance of the entire factory.

Environmentally Hardened Design

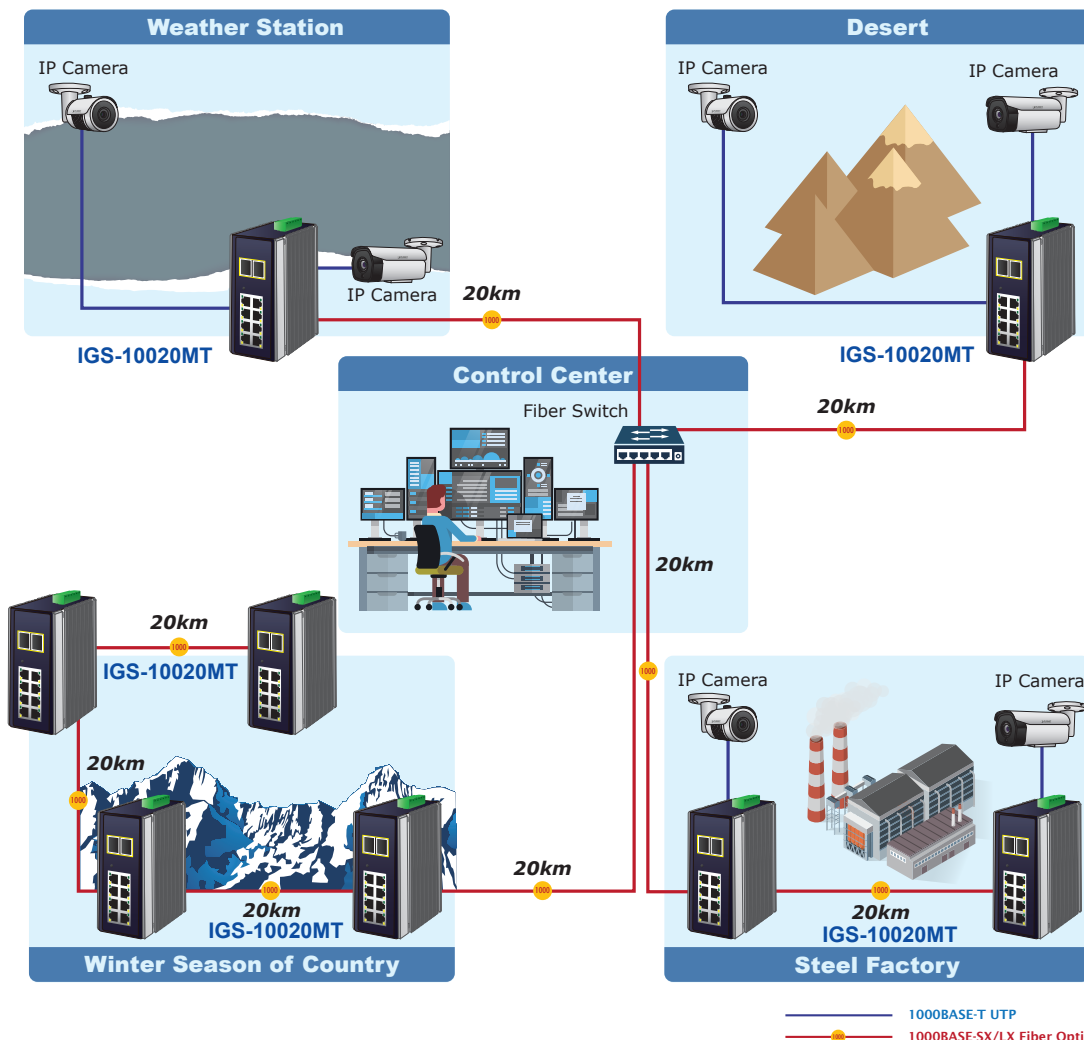
With IP30 aluminum industrial case protection, the IGS-10020MT provides a high level of immunity against electromagnetic interference and heavy electrical surges which are usually found on plant floors or in curb-side traffic control cabinets. It also possesses an integrated power supply source with a wide range of voltages (**12 to 48V DC or 24V AC**) for worldwide high availability applications requiring dual or backup power inputs. Being able to operate under the temperature range from -40 to 75 degrees C, the IGS-10020MT can be placed in almost any difficult environment.

Applications

Industrial Area Manageable Switch for Data Collection and Forwarding

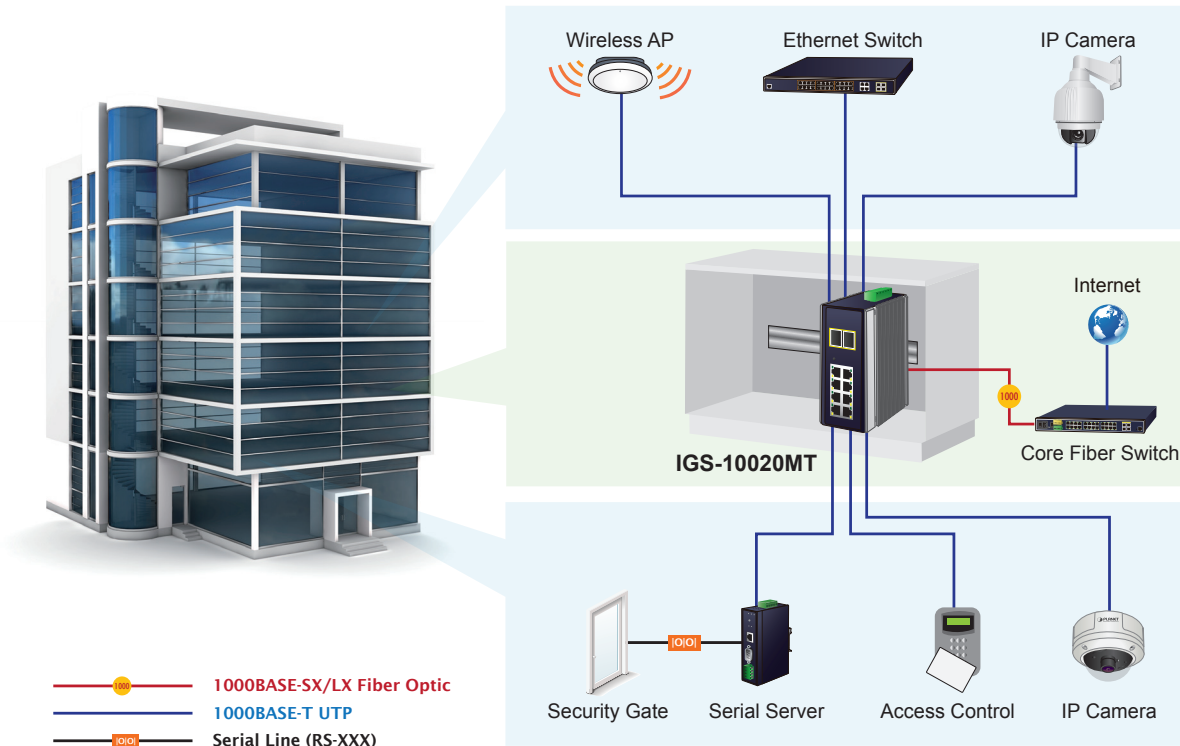
The IGS-10020MT offers **high performance and high reliability** to make sure the continuous industrial operation in harsh environments such as traffic control cabinets, factory floors, and the outdoor places where temperature is extremely low or high. With a non-blocking design and desktop size, the installation of the IGS-10020MT is easy and helpful to build a Gigabit high-bandwidth network quickly.

To further expand the current network, the IGS-10020MT provides advanced Web and SNMP management interface to fulfill this kind of demand. With its built-in Web-based management function, the IGS-10020MT offers an easy-to-use, platform-independent management and configuration facility. It supports standard Simple Network Management Protocol (SNMP) that makes the managed switch able to be monitored via any standard-based management software. By adopting the IGS-10020MT which complies with all the requirements of industrial applications, customers may enjoy high reliability, fast recovery capability, and safe Ethernet network operation.



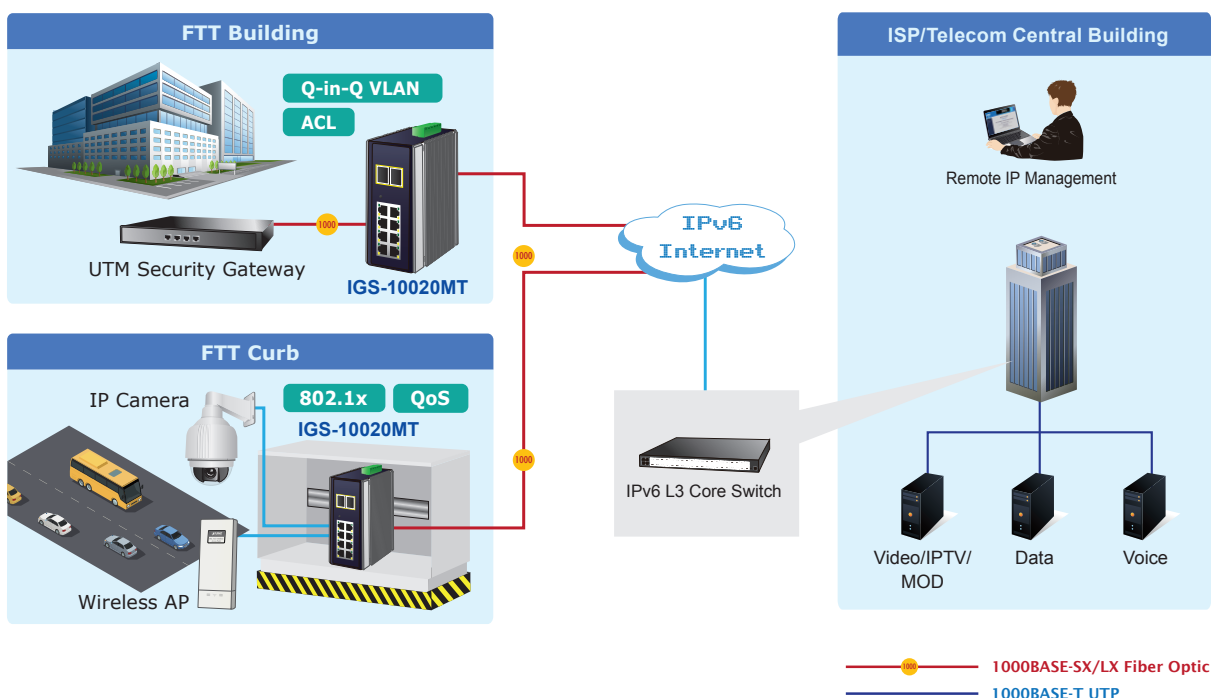
Security Building Automation Switch

The IGS-10020MT offers comprehensive Layer 2 to Layer 4 Access Control List (ACL) for enforcing security to the edge. It can be used to restrict network access by denying packets based on source and destination IP address, TCP/UDP ports or defined typical network applications. The network administrators can now construct highly-secure corporate networks with considerably less time and effort than before.



FTTx / MAN Edge Switch

The IGS-10020MT provides a high-performance edge service for FTTx network solutions, such as FTTH (Fiber to the Home) or FTTC (Fiber to the Curb) for ISPs and FTTB (Fiber to the Building) for enterprises.

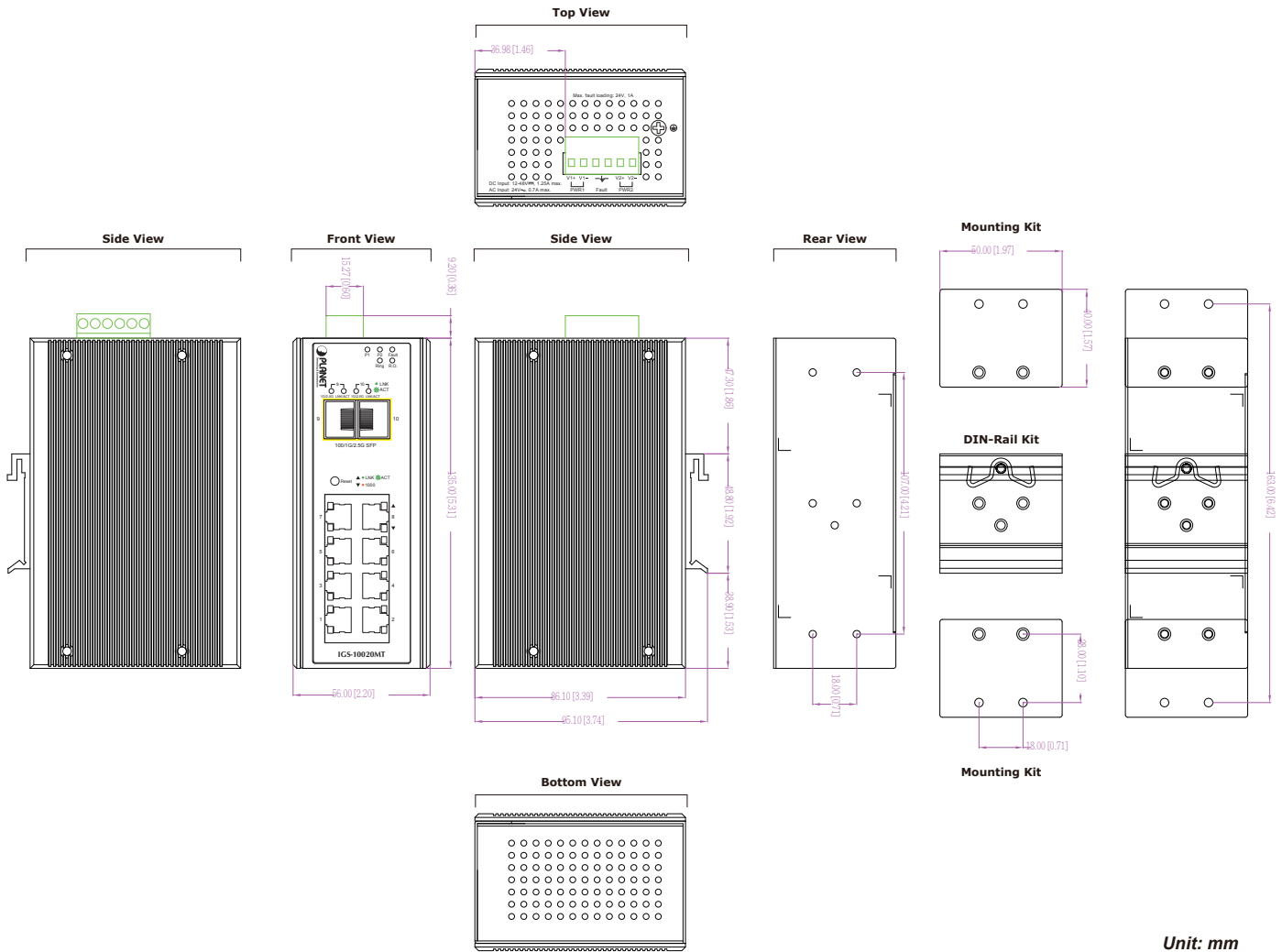


Specifications

Model Name	IGS-10020MT	
Hardware Specifications		
Copper Ports	8 10/100/1000BASE-T RJ-45 Auto-MDI/MDI-X ports	
SFP/mini-GBIC Slots	2 100/1000/2500BASE-X mini-GBIC SFP ports (Port-9 and Port-10)	
Switch Architecture	Store-and-Forward	
Switch Fabric	20Gbps / non-blocking	
Throughput (packet per second)	14.8Mpps	
Address Table	8K entries, automatic source address learning and ageing	
Shared Data Buffer	512 kilobytes	
Flow Control	IEEE 802.3x pause frame for full duplex. Back pressure for half duplex	
Jumbo Frame	9Kbytes	
Reset Button	< 5 sec: System reboot > 5 sec: Factory Default	
ESD Protection	6KV DC	
Enclosure	IP30 aluminum metal case	
Installation	DIN-rail kit and wall-mount kit	
Connector	Removable 6-pin terminal block for power input Pin 1/2 for Power 1, Pin 3/4 for fault alarm, Pin 5/6 for Power 2	
Alarm	One relay output for power failure. Alarm relay current carry ability: 1A @ DC 24V	
LED Indicator	System: Power 1 (Green) Power 2 (Green) Fault Alarm (Green) Ring (Green) R.O.(Green)	Per 10/100/1000T RJ-45 Ports: LNK/ACT (Green) 1000 (Orange) Per 100/1000/2500BASE-X SFP Interface: LNK/ACT (Green) 1G/2.5G (Orange)
Dimensions (W x D x H)	56 x 86.1 x 135 mm	
Weight	720g	
Power Requirements	Dual 12~48V DC 24V AC	
Power Consumption	10 watts / 34BTU (full loading)	
Layer 2 function		
Basic Management Interfaces	Web Browser, Remote Telnet, SNMP v1, v2c	
Secure Management Interface	SSHv2, TLSv1.2, SNMPv3	
Port Configuration	Port disable/enable Auto-negotiation 10/100/1000Mbps full and half duplex mode selection Flow Control disable / enable Power saving mode control	
Port Status	Display each port's speed duplex mode, link status, flow control status, auto negotiation status, and trunk status.	
Port Mirroring	TX/RX/Both Many to 1 monitor	
VLAN	802.1Q tagged VLAN ,up to 255 VLAN groups Q-in-Q tunneling Private VLAN Edge (PVE) MAC-based VLAN Protocol-based VLAN Voice VLAN MVR (Multicast VLAN Registration) Up to 4K VLAN groups, out of 4095 VLAN IDs	
Link Aggregation	IEEE 802.3ad LACP / static trunk Support 5 trunk groups with 10 ports per trunk	
QoS	Traffic classification based, strict priority and WRR 8-level priority for switching - Port number - 802.1p priority - 802.1Q VLAN tag - DSCP/TOS field in IP packet	
IGMP Snooping	IGMP (v1/v2/V3) Snooping, up to 255 multicast groups IGMP Querier mode support	
MLD Snooping	MLD (v1/v2) Snooping, up to 255 multicast groups MLD Querier mode support	

Access Control List	IP-based ACL / MAC-based ACL Up to 123 entries														
Bandwidth Control	Per port bandwidth control Ingress: 500Kb~80Mbps Egress: 64Kb~80Mbps														
SNMP MIBs	<table border="0"> <tr> <td>RFC-1213 MIB-II</td> <td>RFC-2737 Entity MIB</td> </tr> <tr> <td>IF-MIB</td> <td>RFC-2618 RADIUS Client MIB</td> </tr> <tr> <td>RFC-1493 Bridge MIB</td> <td>RFC-2933 IGMP-STD-MIB</td> </tr> <tr> <td>RFC-1643 Ethernet MIB</td> <td>RFC3411 SNMP-Frameworks-MIB</td> </tr> <tr> <td>RFC-2863 Interface MIB</td> <td>IEEE 802.1X PAE</td> </tr> <tr> <td>RFC-2665 Ether-Like MIB</td> <td>LLDP</td> </tr> <tr> <td>RFC-2819 RMON MIB (Groups 1, 2, 3 and 9)</td> <td>MAU-MIB</td> </tr> </table>	RFC-1213 MIB-II	RFC-2737 Entity MIB	IF-MIB	RFC-2618 RADIUS Client MIB	RFC-1493 Bridge MIB	RFC-2933 IGMP-STD-MIB	RFC-1643 Ethernet MIB	RFC3411 SNMP-Frameworks-MIB	RFC-2863 Interface MIB	IEEE 802.1X PAE	RFC-2665 Ether-Like MIB	LLDP	RFC-2819 RMON MIB (Groups 1, 2, 3 and 9)	MAU-MIB
RFC-1213 MIB-II	RFC-2737 Entity MIB														
IF-MIB	RFC-2618 RADIUS Client MIB														
RFC-1493 Bridge MIB	RFC-2933 IGMP-STD-MIB														
RFC-1643 Ethernet MIB	RFC3411 SNMP-Frameworks-MIB														
RFC-2863 Interface MIB	IEEE 802.1X PAE														
RFC-2665 Ether-Like MIB	LLDP														
RFC-2819 RMON MIB (Groups 1, 2, 3 and 9)	MAU-MIB														
Layer 3 Function															
IP Interfaces	Max. 8 VLAN interfaces														
Routing Table	Max. 32 routing entries														
Routing Protocols	IPv4 software static routing IPv6 software static routing														
Standards Conformance															
Regulatory Compliance	FCC Part 15 Class A, CE														
Stability Testing	IEC 60068-2-32 (free fall) IEC 60068-2-27 (shock) IEC 60068-2-6 (vibration)														
Standards Compliance	IEEE 802.3 10BASE-T IEEE 802.3u 100BASE-TX/100BASE-FX IEEE 802.3ab Gigabit 1000T IEEE 802.3z Gigabit SX/LX IEEE 802.3bz 2.5GBASE-X IEEE 802.3x flow control and back pressure IEEE 802.3ad port trunk with LACP IEEE 802.1D Spanning Tree Protocol IEEE 802.1w Rapid Spanning Tree Protocol IEEE 802.1s Multiple Spanning Tree Protocol IEEE 802.1p Class of Service IEEE 802.1Q VLAN tagging IEEE 802.1ad Q-in-Q VLAN stacking IEEE 802.1X Port Authentication Network Control IEEE 802.1ab LLDP IEEE 802.3ah OAM IEEE 802.1ag Connectivity Fault Management(CFM) IEEE 1588 PTPv2 RFC 768 UDP RFC 793 TFTP RFC 791 IP RFC 792 ICMP RFC 2068 HTTP RFC 1112 IGMP v1 RFC 2236 IGMP v2 RFC 3376 IGMP version 3 RFC 2710 MLD version 1 RFC 3810 MLD version 2 ITU-T G.8032 ERPS Ring ITU-T Y.1731 Performance Monitoring														
Environment															
Operating	Temperature: -40 ~ 75 degrees C Relative Humidity: 5 ~ 95% (non-condensing)														
Storage	Temperature: -40 ~ 75 degrees C Relative Humidity: 5 ~ 95% (non-condensing)														

Dimensions



Ordering Information

IGS-10020MT	Industrial 8-port 10/100/1000T + 2-port 1G/2.5G SFP Managed Gigabit Switch (-40~75 degrees C)
-------------	---

Related Product

IGS-5225-4T2S	Industrial L2+ 4-Port 10/100/1000T + 2-Port 100/1000X SFP Managed Ethernet Switch (-40~75 degrees C)
IGS-12040MT	Industrial L2+ 8-Port 10/100/1000T + 4-Port 100/1000X SFP Managed Ethernet Switch (-40~75 degrees C)
IGS-10020PT	Industrial L2+ 8-port 10/100/1000T 802.3at PoE + 2-port 1G/2.5G SFP Managed Switch (-40~75 degrees C)
IGS-10020HPT	Industrial L2+ 8-port 10/100/1000T 802.3at PoE + 2-port 1G/2.5G SFP Managed Switch (-40~75 degrees C)
IGS-801M	8-Port 10/100/1000Mbps Managed Industrial Ethernet Switch
IGS-10080MFT	Industrial 6-Port 100/1000X SFP + 2-Port 1G/2.5G SFP + 2-Port 10/100/1000T Managed Switch (-40 ~ 75 degrees C)

Available 100Mbps Modules

Fast Ethernet Transceiver (100BASE-X SFP)

Model	Speed (Mbps)	Connector Interface	Fiber Mode	Distance	Wavelength (nm)	Operating Temp.
MFB-FX	100	LC	Multi-mode	2km	1310nm	0 ~ 60 degrees C
MFB-F20	100	LC	Single Mode	20km	1310nm	0 ~ 60 degrees C
MFB-F40	100	LC	Single Mode	40km	1310nm	0 ~ 60 degrees C
MFB-F60	100	LC	Single Mode	60km	1310nm	0 ~ 60 degrees C
MFB-F120	100	LC	Single Mode	120km	1310nm	0 ~ 60 degrees C

Model	Speed (Mbps)	Connector Interface	Fiber Mode	Distance	Wavelength (nm)	Operating Temp.
MFB-TFX	100	LC	Multi-mode	2km	1310nm	-40 ~ 75 degrees C
MFB-TF20	100	LC	Single Mode	20km	1310nm	-40 ~ 75 degrees C

Fast Ethernet Transceiver (100BASE-BX, Single Fiber Bi-directional SFP)

Model	Speed (Mbps)	Connector Interface	Fiber Mode	Distance	Wavelength (TX)	Wavelength (RX)	Operating Temp.
MFB-FA20	100	WDM(LC)	Single Mode	20km	1310nm	1550nm	0 ~ 60 degrees C
MFB-FB20	100	WDM(LC)	Single Mode	20km	1550nm	1310nm	0 ~ 60 degrees C

Model	Speed (Mbps)	Connector Interface	Fiber Mode	Distance	Wavelength (TX)	Wavelength (RX)	Operating Temp.
MFB-TSA	100	WDM(LC)	Multi-mode	2km	1310nm	1550nm	-40 ~ 75 degrees C
MFB-TSB	100	WDM(LC)	Multi-mode	2km	1550nm	1310nm	-40 ~ 75 degrees C
MFB-TFA20	100	WDM(LC)	Single Mode	20km	1310nm	1550nm	-40 ~ 75 degrees C
MFB-TFB20	100	WDM(LC)	Single Mode	20km	1550nm	1310nm	-40 ~ 75 degrees C
MFB-TFA40	100	WDM(LC)	Single Mode	40km	1310nm	1550nm	-40 ~ 75 degrees C
MFB-TFB40	100	WDM(LC)	Single Mode	40km	1550nm	1310nm	-40 ~ 75 degrees C

Available 1000Mbps Modules

Gigabit Ethernet Transceiver (1000BASE-X SFP)

Model	DDM	Speed (Mbps)	Connector Interface	Fiber Mode	Distance	Wavelength (nm)	Operating Temp.
MGB-GT	--	1000	Copper	--	100m	--	0 ~ 60 degrees C
MGB-SX(V2)	YES	1000	LC	Multi-mode	550m	850nm	0 ~ 60 degrees C
MGB-SX2(V2)	YES	1000	LC	Multi-mode	2km	1310nm	0 ~ 60 degrees C
MGB-LX(V2)	YES	1000	LC	Single Mode	20km	1310nm	0 ~ 60 degrees C
MGB-L40	YES	1000	LC	Single Mode	40km	1310nm	0 ~ 60 degrees C
MGB-L80	YES	1000	LC	Single Mode	80km	1550nm	0 ~ 60 degrees C
MGB-L120(V2)	YES	1000	LC	Single Mode	120km	1550nm	0 ~ 60 degrees C

Model	DDM	Speed (Mbps)	Connector Interface	Fiber Mode	Distance	Wavelength (nm)	Operating Temp.
MGB-TGT	--	1000	Copper	--	100m	--	-40 ~ 75 degrees C
MGB-TSX	YES	1000	LC	Multi-mode	550m	850nm	-40 ~ 75 degrees C
MGB-TSX2	YES	1000	LC	Multi-mode	2km	1310nm	-40 ~ 75 degrees C
MGB-TLX	YES	1000	LC	Single Mode	20km	1310nm	-40 ~ 75 degrees C
MGB-TL40	YES	1000	LC	Single Mode	40km	1310nm	-40 ~ 75 degrees C
MGB-TL80	YES	1000	LC	Single Mode	80km	1550nm	-40 ~ 75 degrees C

Gigabit Ethernet Transceiver (1000BASE-BX, Single Fiber Bi-directional SFP)

Model	DDM	Speed (Mbps)	Connector Interface	Fiber Mode	Distance	Wavelength (TX)	Wavelength (RX)	Operating Temp.
MGB-LA10(V2)	YES	1000	WDM(LC)	Single Mode	10km	1310nm	1550nm	0 ~ 60 degrees C
MGB-LB10(V2)		1000	WDM(LC)	Single Mode	10km	1550nm	1310nm	0 ~ 60 degrees C
MGB-LA20(V2)	YES	1000	WDM(LC)	Single Mode	20km	1310nm	1550nm	0 ~ 60 degrees C
MGB-LB20(V2)		1000	WDM(LC)	Single Mode	20km	1550nm	1310nm	0 ~ 60 degrees C
MGB-LA40(V2)	YES	1000	WDM(LC)	Single Mode	40km	1310nm	1550nm	0 ~ 60 degrees C
MGB-LB40(V2)		1000	WDM(LC)	Single Mode	40km	1550nm	1310nm	0 ~ 60 degrees C
MGB-LA80	YES	1000	WDM(LC)	Single Mode	80km	1490nm	1550nm	0 ~ 60 degrees C
MGB-LB80		1000	WDM(LC)	Single Mode	80km	1550nm	1490nm	0 ~ 60 degrees C

Model	DDM	Speed (Mbps)	Connector Interface	Fiber Mode	Distance	Wavelength (TX)	Wavelength (RX)	Operating Temp.
MGB-TSA MGB-TSB	YES	1000	WDM(LC)	Multi-mode	2km	1310nm	1550nm	-40 ~ 75 degrees C
		1000	WDM(LC)	Multi-mode	2km	1550nm	1310nm	-40 ~ 75 degrees C
MGB-TLA10 MGB-TLB10	YES	1000	WDM(LC)	Single Mode	10km	1310nm	1550nm	-40 ~ 75 degrees C
		1000	WDM(LC)	Single Mode	10km	1550nm	1310nm	-40 ~ 75 degrees C
MGB-TLA20 MGB-TLB20	YES	1000	WDM(LC)	Single Mode	20km	1310nm	1550nm	-40 ~ 75 degrees C
		1000	WDM(LC)	Single Mode	20km	1550nm	1310nm	-40 ~ 75 degrees C
MGB-TLA40 MGB-TLB40	YES	1000	WDM(LC)	Single Mode	40km	1310nm	1550nm	-40 ~ 75 degrees C
		1000	WDM(LC)	Single Mode	40km	1550nm	1310nm	-40 ~ 75 degrees C
MGB-TLA80 MGB-TLB80	YES	1000	WDM(LC)	Single Mode	80km	1490nm	1550nm	-40 ~ 75 degrees C
		1000	WDM(LC)	Single Mode	80km	1550nm	1490nm	-40 ~ 75 degrees C
MGB-TLA120 MGB-TLB120	YES	1000	WDM(LC)	Single Mode	120km	1490nm	1550nm	-40 ~ 75 degrees C
		1000	WDM(LC)	Single Mode	120km	1550nm	1490nm	-40 ~ 75 degrees C

Available 2500Mbps Modules

Gigabit Ethernet Transceiver (2500BASE-X SFP)

Model	DDM	Speed (Mbps)	Connector Interface	Fiber Mode	Distance	Wavelength (nm)	Operating Temp.
MGB-2GSR	YES	2500	LC	Multi-mode	300m	850nm	0 ~ 70 degrees C
MGB-2GLR2	YES	2500	LC	Single mode	2km	1310nm	0 ~ 70 degrees C
MGB-2GLR20	YES	2500	LC	Single mode	20km	1310nm	0 ~ 70 degrees C

Model	DDM	Speed (Mbps)	Connector Interface	Fiber Mode	Distance	Wavelength (nm)	Operating Temp.
MGB-2GTSR	YES	2500	LC	Multi-mode	300m	850nm	-40 ~ 75 degrees C
MGB-2GTLR2	YES	2500	LC	Single mode	2km	1310nm	-40 ~ 75 degrees C
MGB-2GTLR20	YES	2500	LC	Single mode	20km	1310nm	-40 ~ 75 degrees C

Gigabit Ethernet Transceiver (2500BASE-BX, Single Fiber Bi-directional SFP)

Model	DDM	Speed (Mbps)	Connector Interface	Fiber Mode	Distance	Wavelength (TX)	Wavelength (RX)	Operating Temp.
MGB-2GLA20 MGB-2GLB20	YES	2500	WDM(LC)	Single Mode	20km	1310nm	1550nm	0 ~ 70 degrees C
		2500	WDM(LC)	Single Mode	20km	1550nm	1310nm	0 ~70 degrees C

Model	DDM	Speed (Mbps)	Connector Interface	Fiber Mode	Distance	Wavelength (TX)	Wavelength (RX)	Operating Temp.
MGB-2GTLA20 MGB-2GTBL20	YES	2500	WDM(LC)	Single Mode	20km	1310nm	1550nm	-40 ~ 75 degrees C
		2500	WDM(LC)	Single Mode	20km	1550nm	1310nm	-40 ~ 75 degrees C